

Technical Test - Scenario 1

Plant and Vehicle Marshaller

Scenario 1 – Forward Tipping Dumper

The marshaller is guiding a fully loaded 6 tonne forward tipping dumper on site. Demonstrate by drawing or indicating to the tester:

- the blind spots or areas that the operator is unable to see when being driven forwards (*diagrams A & B*)
- the blind spots or area that the operator is unable to see when reversing (*diagrams A & B*)
- where the marshaller should be positioned when guiding the machine to an edge to discharge the load (*diagram B*).
- the area outside of the operators natural field of vision or peripheral vision when they are facing forward and driving in a forward direction. (*diagram B*). *Note: this assumes that the operator is not turning their head or body.*

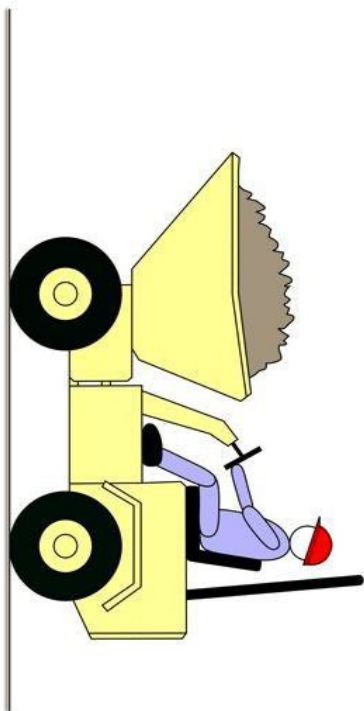


Diagram A

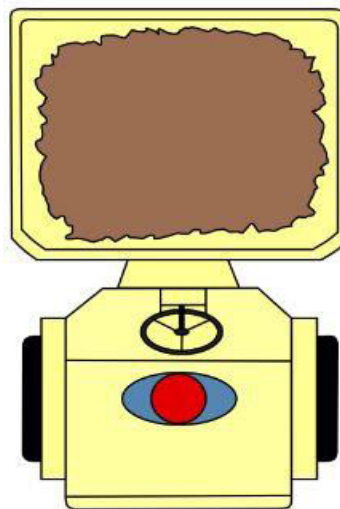


Diagram B

Note: Drawing not to scale

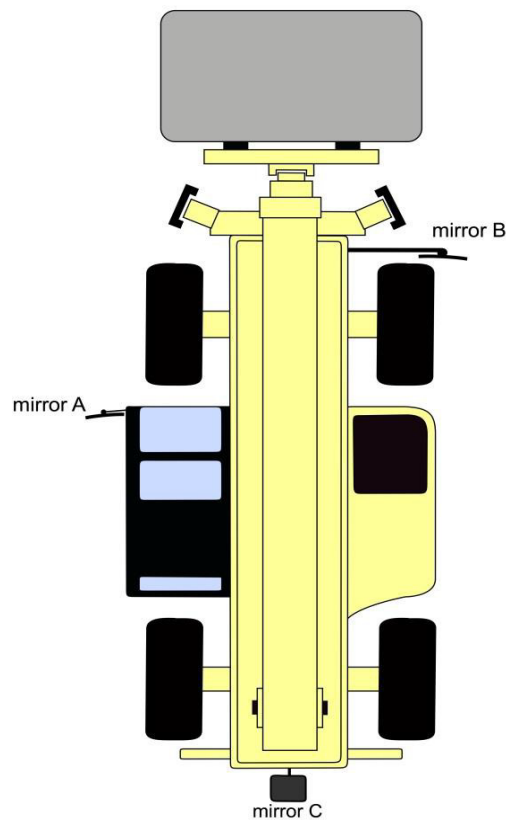
Technical Test - Scenario 2

Plant and Vehicle Marshaller

Scenario 2 – Telescopic Handler

The marshaller is guiding a 14 metre reach telescopic handler which has a load mounted on the forks. The machine has two rear view mirrors fitted, one located on the top left hand side of the cab, one located on the right hand side on the machine's bodywork just behind the front wheel (*indicated*) and a close proximity mirror located on the rear of the machine (*indicated*). Demonstrate by drawing or indicating to the tester:

- the blind spots or areas where the operator has limited or no visibility
- the operator's natural zone of visibility when driving forward
- where the marshaller should be positioned when guiding the machine when being driven forward.



Note: Drawing not to scale

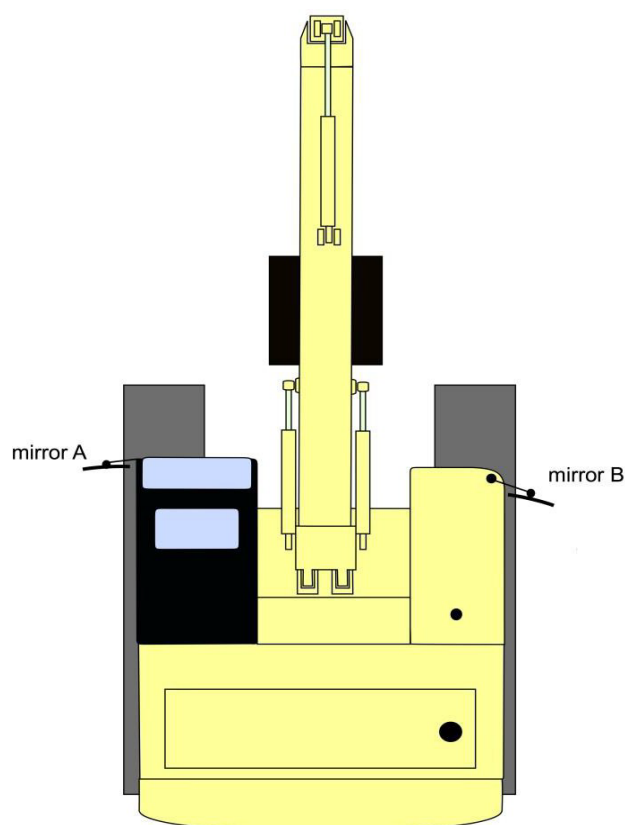
Technical Test - Scenario 3

Plant and Vehicle Marshaller

Scenario 3 – Excavator 360

The marshaller is guiding a 17 tonne excavator 360 to a new working area and on level ground. The machine has two rear view mirrors fitted, one located on the top left hand side of the cab and one located on the front right hand side on the machine's bodywork (indicated). Demonstrate by drawing or indicating to the tester:

- the blind spots or area where the operator has limited or no visibility
- the danger area for the marshaller
- where the marshaller should be positioned when guiding the machine.



Note: Drawing not to scale

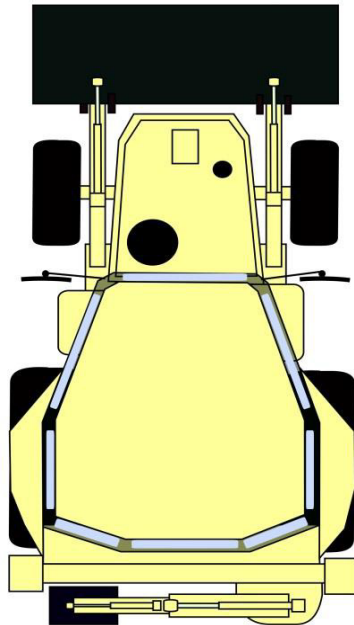
Technical Test - Scenario 4

Plant and Vehicle Marshaller

Scenario 4 – Excavator 180

The marshaller is guiding a reversing excavator 180 into a new working area. The machine has two rear view mirrors fitted, one located on the top left hand side of the cab and one located on the top right hand side of the cab. Demonstrate by drawing or indicating to the tester:

- the blind spots or area where the operator has limited or no visibility
- where the marshaller should be positioned when guiding the reversing machine.



Note: Drawing not to scale